



NARITA

TRANSIT / LAYOVER PACKAGE 4

3-4 HOURS OR LESS

Morning Walk & Stroll at "Boso Village"

An open air museum that aims to expose its visitors to the traditional local lifestyle and crafts of the Boso Region.



✓ (A small admission fee, Yen300.- apply, this fee is not included in the package.)

PERFECT FOR TRANSIT GUESTS
MAKE THE MOST OF YOUR LAYOVER IN JAPAN!

ITINERARY (DRIVER ONLY)

09:00 or 10:00
Driver will pick you up at Narita Airport (Terminal 1 or 2, at our designated meeting point)
(For flights arrive at T3, guests will need to use airport free shuttle bus to move to T2)

Morning walk at a peaceful Boso no Mura (房総のむら, Bōsō no mura, "Boso Village")
is an open air museum that aims to expose its visitors to the traditional local lifestyle and crafts of the Boso Region, which is an old name for the area that roughly corresponds to current Chiba Prefecture.

If time permitted, guests can also drop by any one of the "Unagi" (Grilled eel) restaurant (or Sushi / Tempura etc) for Lunch, order & pay on your own.

SIC (SEAT-IN-COACH)




GV4
(ADULT & CHILD)
(WITH DRIVER ONLY)

09:00 DEPARTURE

10:00 DEPARTURE

JPY 10,990.-
/ PAX

PRIVATE CHARTER * CHARTER : ANYTIME AS PER YOUR FLIGHT

	SEDAN (Maximum 4 Guests without baggages) (WITH DRIVER ONLY)	JPY 48,880.- / SEDAN
	MPV (Maximum 6 Guests without baggages) (WITH DRIVER ONLY)	JPY 72,880.- / MPV
	VAN (Maximum 9 Guests without baggages) (WITH DRIVER ONLY)	JPY 108,880.- / VAN

IMPORTANT

- Tour participants must be eligible to enter Japan.
- Please ensure you have sufficient time to participate. Tour participants are solely responsible for their schedule and being on time for their flight. All listed times are approximate, and unforeseen delays can occur.
- Any personal expenses not included in the itinerary, such as transportation and entrance fees, are the responsibility of the participant.
- Please have Japanese yen with you to cover any costs during the tour.
- Please leave your large bags in coin lockers or similar storage options and join us in light attire. (At customer's expense.)
- Terminal 1 and Terminal 2 have no reservation counter at the airport. Please be sure to make a reservation in advance from the website.

LUGGAGE STORAGE (AT YOUR OWN EXPENSE)

TERMINAL 1
https://www.jalabc.com/en/airport_counter/narita-airport_terminal1.html

TERMINAL 2
https://www.jalabc.com/en/airport_counter/narita-airport_terminal2.html

